






Reading part numbers old style and new.
Info taken from 1500 parts catalog.

| | | 1968 catalog | 1600 | 63-1500 | microfiche | online |
|--------|------------------|--------------|------|-----------|-------------|-------------|
| Fender | SCREW-truss head | 3-14412-1 | | 3-44412-1 | 00314-41212 | 00314-41214 |
| Fender | BOLT-side | 1-14516-1 | | 1-14516-1 | 00114-51610 | 00114-51610 |
| Fender | BOLT-bottom | 1-14416-1 | | 1-14516-1 | 00114-41610 | 00114-41810 |

| section # | character # | | | part type | | distinction # |
|-----------|-------------|------------|----------------|-----------|--|---------------|
| xx | xxx | | | xxx | | xx |
| 00 | 1 | 1 | 4-5 | 16 | | 10 |
| Hex bolt | Hex bolt | Low carbon | 5/16" Diameter | 16mm long | | |

| Kind | Shape & Material | Nominal Dimension | Nominal Dimension | Length | Length | |
|------|-----------------------------------------------------------------------------------|-----------------------------------------------------------------------------------|-----------------------------------------------------------------------------------|-----------------------------------------------------------------------------------|-------------------------------------------------------------------------------------|----|
| X- |  |  |  |  |  | -X |
| 1 | 1 | 4 | 5 | 1 | 6 | 1 |

| Hexagon Bolt | Shape & Material | |
|--------------|------------------|---------------------|
| 1- | 1 | Low Carbon Steel |
| | 2 | Medium Carbon Steel |
| | 3 | Alloy Steel |

| mm | Decimals (in) | Fractions (in) | mm | Decimals (in) | Fractions (in) | mm | Decimals (in) | Fractions (in) |
|--------|---------------|----------------|--------|---------------|----------------|--------|---------------|----------------|
| 0.794 | 0.0313 | 1/32 | 10.716 | 0.4219 | 27/64 | 19.05 | 0.75 | 3/4 |
| 1 | 0.0394 | | 11 | 0.4331 | | 19.447 | 0.7656 | 49/64 |
| 1.191 | 0.0469 | 3/64 | 11.113 | 0.4375 | 7/16 | 19.844 | 0.7813 | 25/32 |
| 1.588 | 0.0625 | 1/16 | 11.509 | 0.4531 | 29/64 | 20 | 0.7874 | |
| 2 | 0.0787 | | 11.906 | 0.4688 | 15/32 | 20.241 | 0.7969 | 51/64 |
| 2.381 | 0.0938 | 3/32 | 12 | 0.4724 | | 20.638 | 0.8125 | 13/16 |
| 2.778 | 0.1094 | 7/64 | 12.303 | 0.4844 | 31/64 | 21 | 0.8268 | |
| 2.8 | 0.1102 | 1/8 | 12.7 | 0.5 | 1/2 | 21.034 | 0.8281 | 53/64 |
| 3 | 0.1181 | | 13 | 0.5118 | | 21.431 | 0.8438 | 27/32 |
| 3.572 | 0.1406 | 9/64 | 13.494 | 0.5313 | 17/32 | 21.828 | 0.8594 | 55/64 |
| 3.969 | 0.1563 | 5/32 | 13.891 | 0.5469 | 35/64 | 22 | 0.8661 | |
| 4.366 | 0.1719 | 11/64 | 14 | 0.5512 | | 22.225 | 0.875 | 7/8 |
| 4.763 | 0.1875 | 3/16 | 14.288 | 0.5625 | 9/16 | 22.622 | 0.8906 | 57/64 |
| 5 | 0.1969 | | 14.684 | 0.5781 | 37/64 | 23 | 0.9055 | |
| 5.159 | 0.2031 | 13/64 | 15 | 0.5906 | | 23.019 | 0.9063 | 29/32 |
| 5.556 | 0.2188 | 7/32 | 15.081 | 0.5938 | 19/32 | 23.416 | 0.9219 | 59/64 |
| 5.953 | 0.2344 | 15/64 | 15.178 | 0.6094 | 39/64 | 23.813 | 0.9375 | 15/16 |
| 6 | 0.2362 | | 15.875 | 0.625 | 5/8 | 24 | 0.9449 | |
| 7.144 | 0.2813 | 9/32 | 16 | 0.6299 | | 24.209 | 0.9531 | 61/64 |
| 7.541 | 0.2969 | 19/64 | 16.272 | 0.6406 | 41/64 | 24.606 | 0.9688 | 31/32 |
| 8 | 0.315 | 5/16 | 16.669 | 0.6563 | 21/32 | 25 | 0.9843 | |
| 8.334 | 0.3281 | 21/64 | 17 | 0.6693 | | 25.003 | 0.9844 | 63/64 |
| 8.731 | 0.3438 | 11/32 | 17.066 | 0.6719 | 43/64 | 25.4 | 1 | 1 |
| 9 | 0.3543 | | 17.463 | 0.6875 | 11/16 | 31.75 | 1.25 | 1.25 |
| 9.128 | 0.3594 | 23/64 | 17.859 | 0.7031 | 45/64 | 38.1 | 1.5 | 1.5 |
| 9.525 | 0.375 | 3/8 | 18 | 0.7087 | | 50.8 | 2 | 2 |
| 9.922 | 0.3906 | 25/64 | 18.256 | 0.7188 | 23/32 | 76.2 | 3 | 3 |
| 10 | 0.3937 | | 18.653 | 0.7344 | 47/64 | | | |
| 10.314 | 0.4063 | 13/32 | 19 | 0.748 | | | | |

Digits for Alias Dimensions

| Alias Dimension | #1 | #2 | #3 | #4 | #5 | #6 | #8 | #10 | #12 | #14 | #16 | #18 | #20 | #22 | #24 | #26 | #28 | #30 | #32 | #34 | #36 | #38 | #40 | #42 | #44 | #46 | #48 | #50 | #52 | #54 | #56 | #58 | #60 | #62 | #64 | #66 | #68 | #70 | #72 | #74 | #76 | #78 | #80 | #82 | #84 | #86 | #88 | #90 | #92 | #94 | #96 | #98 | #100 | | | | | |
|-----------------|-----|----|----|----|----|----|----|-----|-----|-----|-----|-----|-----|-----|-----|-----|-----|-----|-----|-----|-----|-----|-----|-----|-----|-----|-----|-----|-----|-----|-----|-----|-----|-----|-----|-----|-----|-----|-----|-----|-----|-----|-----|-----|-----|-----|-----|-----|-----|-----|-----|-----|------|----|----|----|----|----|
| | m/m | 1 | 2 | 3 | 4 | 5 | 6 | 8 | 9 | 10 | 12 | 13 | 14 | 15 | 16 | 17 | 18 | 19 | 20 | 22 | 24 | 26 | 28 | 30 | 32 | 34 | 36 | 38 | 40 | 42 | 44 | 46 | 48 | 50 | 52 | 54 | 56 | 58 | 60 | 62 | 64 | 66 | 68 | 70 | 72 | 74 | 76 | 78 | 80 | 82 | 84 | 86 | 88 | 90 | 92 | 94 | 96 | 98 |

Digits for Length (inch)

| Length (inch) | 1/4" | 3/8" | 1/2" | 5/8" | 3/4" | 7/8" | 1" | 1 1/8" | 1 1/4" | 1 3/8" | 1 1/2" | 1 5/8" | 1 3/4" | 1 7/8" | 2" | 2 1/8" | 2 1/4" | 2 1/2" | 2 3/4" | 3" |
|---------------|------|------|------|------|------|------|----|--------|--------|--------|--------|--------|--------|--------|----|--------|--------|--------|--------|----|
| Digits | 7 | 10 | 13 | 16 | 19 | 22 | 26 | 28 | 32 | 35 | 38 | 41 | 44 | 48 | 51 | 54 | 57 | 64 | 70 | 76 |

List of Bolts and Screws for 66-67

| Section | key # | Part # | Qty | To | From |
|--------------------------------|-------|----------------------------------------------------------------|-------------|------|--------|
| Fender | 15 | SCREW-truss head | 00314-41214 | ALL | 22 |
| Fender | 18 | BOLT-side | 00114-51610 | ALL | 4 |
| Fender | 20 | BOLT-bottom | 00114-41810 | ALL | 2 |
| Hood | 69 | PIN-HOOD HINGE | 65409-04100 | ALL | 2 |
| Hood | 73 | BOLT TO FIX HINGE TO HOOD | 00114-51610 | ALL | 4 |
| Hood Lock Control | 23 | BOLT TO FIX GUIDE PLATE | 00114-41210 | ALL | 2 |
| Hood Lock Control | 38 | BOLT TO FIX MALE | 00114-41210 | ALL | 2 |
| Instrument & Console - Panel | 14 | BOLT TO FIX INSTRUMENT (SEE FIG 23) | 00114-41210 | ALL | 4 |
| Instrument & Console - Panel | 34 | BOLT TO FIX CONSOLE PANEL, UPPER | 00114-41410 | ALL | 3 |
| Instrument & Console - Panel | 51 | BOLT TO FIX SIDE CONSOLE PANEL | 00114-41810 | ALL | 6 |
| Instrument & Console - Panel | 53 | SCREW TO FIX LEFT CONSOLE PANEL | 00314-01210 | ALL | 2 |
| Instrument & Console - Panel | 63 | SCREW TO FIX GLOVE BOX & HINGE | 00514-01310 | ALL | 4 |
| Instrument & Console - Panel | 66 | SCREW TO FIX INSTRUMENT PAD | 00314-01610 | ALL | 7 |
| Instrument & Console - Panel | 70 | SCREW | 00310-60610 | ALL | 2 |
| Instrument & Console - Panel | 87 | SCREW TO FIX LOCK | 00344-00810 | ALL | 2 |
| Instrument & Console - Panel | 102 | BOLT TO FIX CLAMP | 00114-42510 | ALL | 2 |
| Instrument & Console - Fitting | 18 | SCREW TO FIX FRONT MOULDING RH | 08510-71012 | ALL | 3 |
| Instrument & Console - Fitting | 20 | SCREW TO FIX FRONT MOULDING LH | 00340-61210 | ALL | 3 |
| Instrument & Console - Fitting | 22 | SCREW TO FIX REAR MOULDING | 00320-61210 | ALL | 4 |
| Instrument & Console - Fitting | 34 | BOLT TO FIX CONTROL LEVER | 00114-42210 | ALL | 2 |
| Instrument & Console - Fitting | 42 | SCREW TO FIX WIRE CONTROL | 00314-01210 | ALL | 2 |
| Instrument & Console - Fitting | 46 | SCREW | 00310-80812 | ALL | 2 |
| Instrument & Console - Fitting | 49 | SCREW | 00510-81010 | ALL | 2 |
| Instrument & Console - Fitting | 63 | SCREW TO FIX INSTRUMENT PAD | 00334-01210 | ALL | 7 |
| Instrument & Console - Fitting | 64 | SCREW TO FIX INSTRUMENT PAD | 00334-01210 | ALL | 7 |
| Instrument & Console - Fitting | 66 | SCREW TO FIX INSTRUMENT PAD | 00314-01610 | ALL | 7 |
| Instrument & Console - Fitting | 68 | SCREW TO FIX INSTRUMENT PAD | 00314-01610 | ALL | 6 |
| Instrument & Console - Fitting | 89 | SCREW-MAIN | 00524-41620 | SP | 1 |
| Instrument & Console - Fitting | 90 | SCREW-MAIN | 00324-52012 | SPL | 1 |
| Instrument & Console - Fitting | 104 | SCREW TO FIX CYLINDER LOCK | 00314-41214 | ALL | 2 |
| Instrument & Console - Fitting | 106 | SCREW | 00334-01420 | ALL | 4 |
| Cowl | 25 | SCREW TO FIX COWL TOP GRILLE | 00530-61620 | ALL | 6 |
| Body Front Outside | 10 | SCREW-grille | 00314-01210 | ALL | 10 |
| Body Front Outside | 14 | SCREW TO FIX RADIATOR GRILLE | 00314-01210 | ALL | 5 |
| Body Front Outside | 21 | BOLT TO FIX STAY TO BUMPER | 00124-62010 | ALL | 4 |
| Body Front Outside | 24 | BOLT-bracket to frame | 00114-62510 | ALL | 4 |
| Body Front Outside | 40 | SCREW TO FIX HEAD LAMP RIM | 00530-61020 | ALL | 2 |
| Body Front Outside | 41 | SCREW TO FIX HEAD LAMP RIM | 08510-70812 | ALL | 2 |
| Windshield | 23 | SCREW-center rod & sides (?) | 00320-81212 | ALL | 10 |
| Windshield | 24 | BOLT | 00114-53010 | ALL | 4 |
| Windshield | 41 | SCREW- weatherstrip retainer | 08510-70812 | ALL | 2 |
| Door | 48 | BOLT-ROUND HEAD - vent hinge | 00334-01012 | ALL | 2 |
| Door | 72 | SCREW TO FIX SASH REAR | 00314-41214 | ALL | 4 |
| Door | 81 | SCREW TO FIX VENTILATOR-truss head | 00314-41214 | ALL | 6 |
| Door | 90 | SCREW-window roller guide-truss head | 00314-41214 | ALL | 2 |
| Door | 116 | SCREW TO FIX STOPPER & GUIDE RAIL-bottom door stop-truss head | 00314-41214 | ALL | 4 |
| Door | 121 | SCREW TO FIX STOPPER ANGLE-stop on bottom of window-truss head | 00314-41214 | ALL | 2 |
| Door | 126 | BOLT-hinge | 00114-41810 | ALL | 32 |
| Door | 130 | RIVET-door stop | 82451-30000 | ALL | 2 |
| Door | 135 | SCREW-door pull | 00314-01220 | ALL | 4 |
| Door | 144 | SCREW TO ATTACH COVER | 00324-01012 | ALL | 2 6703 |
| Door | 169 | SCREW TO FIX KICKING PLATE | 08510-71012 | ALL | 10 |
| Door | 170 | SCREW TO FIX KICKING PLATE | 08510-71012 | ALL | 6 |
| Door lock & window regulator | 43 | SCREW TO FIX LOCK TO DOOR | 00324-01212 | ALL | 6 |
| Door lock & window regulator | 45 | SCREW TO FIX REMOTE CONTROL TO DOOR | 00344-00810 | ALL | 6 |
| Door lock & window regulator | 64 | SCREW TO FIX STRIKER | 00324-43012 | ALL | 6 |
| Door lock & window regulator | 70 | SCREW TO FIX REGULATOR-truss head | 00314-41214 | ALL | 8 |
| Door lock & window regulator | 82 | SCREW-door handle | 00314-01010 | ALL | 2 |
| Trunk Lid | 5 | SCREW TO FIX TRUNK LID LOCK | 00314-01610 | ALL | 4 |
| Trunk Lid | 9 | SCREW TO FIX STRIKER | 00314-41610 | ALL | 2 |
| Trunk Lid | 20 | SCREW-handle | 00314-00610 | ALL | 3 |
| Trunk Lid | 25 | BOLT-hinge | 00114-51810 | ALL | 4 |
| Trunk Lid | 28 | PIN-HINGE, TRUNK LID | 84409-14601 | ALL | 2 |
| Trunk Lid | | screw inspection cover | ? | | 4 |
| Seat | 37 | BOLT - seat hinge | 86011-12901 | 1.6L | 2 6702 |
| Seat | 38 | BOLT - seat hinge | 86011-14600 | 1.6L | 2 6702 |
| Rear Outside | 58 | BOLT TO FIX BUMPER TO STAY | 00124-62010 | ALL | 3 |
| Rear Outside | 62 | BOLT TO FIX STAY TO FRAME | 00114-62510 | ALL | 5 |
| Rear Outside | 67 | BOLT TO FIX OVERRIDER | 00114-51610 | ALL | 4 |
| Floor trimming | 30 | SCREW TO FIX SCUFF PLATE | 08530-71010 | ALL | 18 |
| Floor trimming | 32 | SCREW TO FIX KICKING PLATE | 08513-30812 | ALL | 10 |
| Floor trimming | 146 | SCREW | 00530-61620 | ALL | 8 |
| Hand brake control | 12 | PIN-PAWL | 36339-04100 | ALL | 1 |

| | | | | | |
|----------------------------------|-----|-------------------------------------------------|-------------|------|----|
| Hand brake control | 17 | BOLT | 00114-51610 | ALL | 2 |
| Hand brake control | 34 | FASTENER-MALE-snap | 61224-35210 | ALL | 4 |
| Hand brake control | 35 | SCREW-snap | 00530-61620 | ALL | 4 |
| Hand brake linkage | 3 | PIN-CLEVIS | 36428-04100 | ALL | 2 |
| Hand brake linkage | 13 | BOLT-pull handle | 00124-51810 | ALL | 4 |
| Hand brake linkage | 16 | PIN-CLEVIS | 36428-04100 | ALL | 1 |
| Hand brake linkage | 22 | PIN-CLEVIS | 36541-24000 | ALL | 2 |
| Hand brake linkage | 23 | PIN-CLEVIS | 36541-24000 | ALL | 2 |
| Hand brake linkage | 27 | PIN-CLEVIS | 36541-24000 | ALL | 1 |
| Hand brake linkage | 30 | BOLT-pivot mount | 00124-52010 | ALL | 2 |
| Hand brake linkage | 41 | PIN-CLEVIS | 36541-24000 | ALL | 2 |
| Hand brake linkage | 43 | PIN-CLEVIS | 36538-30000 | ALL | 2 |
| Hand brake linkage | 47 | SCREW | 00314-01010 | ALL | 2 |
| Hand brake linkage | 49 | NUT-SQUARE | 00913-14010 | ALL | 2 |
| Brake & clutch pedal | 14 | PIN-FULCRUM, BRAKE & CLUTCH-shoulder bolt | 46460-04100 | ALL | 2 |
| Brake & clutch pedal | 17 | PIN CLEVIS, BRAKE & CLUTCH MASTER CYLINDER | 46123-73002 | 1.6L | 2 |
| Brake piping | 13 | BOLT TO ATTACH 5-WAY CONNECTOR | 00114-43010 | ALL | 1 |
| Brake piping | 51 | BOLT-differential connector | 00111-51610 | ALL | 1 |
| Brake piping | 63 | BOLT TO FIX CONNECTOR-front | 00111-52510 | ALL | 2 |
| Front brake | 23 | BOLT-TO FIX KEEP PLATE-pad retainer | 41217-14600 | ALL | 2 |
| Front brake | 26 | BOLT-TO FIX CYLINDER | 41218-14600 | ALL | 16 |
| Front brake | 34 | BOLT-TO FIX CALIPER | 41005-14600 | ALL | 4 |
| Rear brake | 43 | NUT | 00911-14410 | ALL | 4 |
| Frame | 24 | BOLT-BRACKET-REAR SPRING | 00114-62810 | ALL | 6 |
| Steering gear | | STUD-BUSHING, FRONT | 48206-30800 | ALL | 2 |
| Steering gear | 14 | BOLT-top cover | 00124-52510 | ALL | 2 |
| Steering gear | 15 | BOLT-top cover | 00124-53510 | ALL | 2 |
| Steering gear | | SCREW-ROCKER SHAFT ADJUST | 48135-30800 | ALL | 1 |
| Steering gear | 31 | BOLT TO FIX FRONT COVER | 00124-51810 | ALL | 2 |
| Steering gear | 39 | BOLT TO FIX REAR COVER | 00124-51810 | ALL | 2 |
| Steering gear | 51 | BOLT-U joint | 00124-53010 | ALL | 2 |
| Steering gear | 84 | BOLT TO FIX JACKET TO DASH BOARD-tube | 00369-41610 | ALL | 4 |
| Steering gear | 92 | BOLT TO FIX STEERING GEAR-box to frame | 00124-63510 | ALL | 3 |
| Steering gear | 101 | BOLT-CLAMP-U clamp at dash | 00114-42510 | ALL | 2 |
| Idler box | 29 | BOLT-box to frame | 00124-63510 | ALL | 3 |
| Steering Wheel - cover | 32 | SCREW | 00310-61612 | ALL | 2 |
| Front suspension A arms | 14 | BOLT-upper ball joint | 00124-51610 | ALL | 8 |
| Front suspension A arms | 25 | BOLT-lower ball joint | 00124-55510 | ALL | 8 |
| Front suspension A arms | 37 | BOLT-SPINDLE-lower | 54554-32200 | ALL | 8 |
| Front suspension A arms | 59 | BOLT-upper spindle | 54545-08700 | ALL | 4 |
| Sway bar | 12 | SCREW-shock mount | 00369-41610 | ALL | 6 |
| Sway bar | 18 | SCREW-sway bar | 00369-00810 | ALL | 2 |
| Sway bar | 22 | BOLT-sway bar | 00114-41810 | ALL | 4 |
| Front hub | 2 | BOLT-HUB, ROAD WHEEL-lug nut bolt | 40221-14600 | 1.6L | 8 |
| Front hub | 10 | BOLT-HUB ROTOR FIX | 40225-14600 | ALL | 8 |
| Front hub | 22 | BOLT-long bolt | 00134-65010 | ALL | 4 |
| Front hub | 23 | BOLT-short bolt | 00134-63210 | ALL | 4 |
| Rear axle | 28 | BOLT-FIXING, REAR BRAKE DISC-axle & seal | 43083-04101 | ALL | 8 |
| Rear axle | 31 | BOLT-HUB, ROAD WHEEL-lug nut bolt | 40221-04101 | 1.6L | 8 |
| Rear axle | 36 | SCREW-drum screw | 00324-41412 | ALL | 4 |
| Rear suspension | 7 | BOLT-CENTER | 55057-10500 | ALL | 2 |
| Rear suspension | 13 | PIN-REAR SPRING, FRONT-shoulder bolt | 55224-04100 | ALL | 2 |
| Rear suspension | 16 | ASSY-SHACKLE, REAR SPRING | 55220-04100 | ALL | 2 |
| Rear suspension | 22 | CLIP-REAR SPRING-U bolt | 55247-14700 | ALL | 4 |
| Drive shaft | 26 | BOLT TO FIX PROPELLER SHAFT TO COMPANION FLANGE | 00124-52510 | ALL | 4 |
| Clutch | 40 | BOLT - pressure plate | 00124-52210 | 1.6L | 6 |
| Differential | 37 | BOLT-DRIVE GEAR | 38102-01300 | ALL | 8 |
| 1600 Transmission Case (4-Speed) | 18 | BOLT TO FIX FRONT COVER | 00114-53510 | 1.6L | 2 |
| 1600 Transmission Case (4-Speed) | 19 | BOLT TO FIX FRONT COVER | 00114-52210 | 1.6L | 3 |
| 1600 Transmission Case (4-Speed) | 22 | BOLT HEX TO FIX FRONT COVER (METRIC) | 08110-8351A | 1.6L | 3 |
| 1600 Transmission Case (4-Speed) | 23 | BOLT HEX TO FIX FRONT COVER (METRIC) | 32055-47600 | 1.6L | 2 |
| 1600 Transmission Case (4-Speed) | 38 | BOLT TO FIX REAR EXTENSION | 00114-53010 | 1.6L | 4 |
| 1600 Transmission Case (4-Speed) | 39 | BOLT TO FIX REAR EXTENSION (INCH) | 00114-54510 | 1.6L | 4 |
| 1600 Transmission Case (4-Speed) | 41 | BOLT HEX TO FIX REAR EXTENSION (METRIC) | 08120-8321A | 1.6L | 4 |
| 1600 Transmission Case (4-Speed) | 42 | BOLT HEX TO FIX REAR EXTENSION (METRIC) | 08120-84510 | 1.6L | 4 |
| 1600 Transmission Case (4-Speed) | 47 | BOLT TO FIX BEARING RETAINER (INCH) | 00114-52810 | 1.6L | 4 |
| 1600 Transmission Case (4-Speed) | 49 | BOLT TO FIX BEARING RETAINER (METRIC) | 32055-47600 | 1.6L | 4 |
| 1600 Transmission Case (4-Speed) | 50 | BOLT TO FIX BEARING RETAINER (METRIC) | 32055-47600 | 1.6L | 4 |
| 1600 Transmission Case (4-Speed) | 57 | BOLT TO FIX BOTTOM COVER (INCH) | 00114-52810 | 1.6L | 14 |
| 1600 Transmission Case (4-Speed) | 59 | BOLT TO FIX BOTTOM COVER (METRIC) | 08110-81610 | 1.6L | 14 |
| 1600 Transmission Case (4-Speed) | 85 | BOLT | 08110-6121A | 1.6L | 1 |

| | | | | | | |
|-----------------------------------|----|------------------------------------------------------------|-------------|------|----|------|
| 1600 Transmission Case (4-Speed) | 87 | BOLT TO FIX TRANSMISSION (INCH) | 00131-66010 | 1.6L | 4 | |
| 1600 Transmission Case (4-Speed) | 89 | BOLT TO FIX TRANSMISSION (INCH) | 00111-52510 | 1.6L | 2 | |
| 1600 Transmission Case (4-Speed) | 92 | BOLT TO FIX TRANSMISSION (METRIC) | 08171-0601A | 1.6L | 4 | |
| 1600 Transmission Case (4-Speed) | 94 | BOLT M8 X 1.25 TO FIX TRANSMISSION (METRIC) | 32055-47600 | 1.6L | 2 | |
| 1600 Transmission | 8 | BOLT TRANSMISSION TO ENGINE - inch | 00131-66010 | 1.6L | 4 | |
| 1600 Transmission | 10 | BOLT TRANSMISSION CASE TO ENGINE PLATE | 00111-52510 | 1.6L | 2 | |
| 1600 (R16) Cylinder Block | 4 | BOLT TO FIX BEARING CAP | 00131-88010 | 1.6L | 6 | 6702 |
| 1600 (R16) Cylinder Block | 5 | BOLT TO FIX BEARING CAP | 12294-78200 | 1.6L | 6 | 6703 |
| 1600 (R16) Cylinder Block | 6 | BOLT TO FIX BEARING CAP | 12293-P0500 | 1.6L | 6 | 6703 |
| 1600 (R16) Cylinder Block | 51 | BOLT-FIX TIMING CHAIN COVER | 00111-41010 | 1.6L | 9 | 6702 |
| 1600 (R16) Cylinder Block | 52 | BOLT-FIX TIMING CHAIN COVER | 08120-84510 | 1.6L | 9 | 6703 |
| 1600 (R16) Cylinder Block | 53 | BOLT-FIX TIMING CHAIN COVER | 08120-84010 | 1.6L | 9 | 6703 |
| 1600 (R16) Cylinder Block | 54 | BOLT-FIX TIMING CHAIN COVER | 13541-66600 | 1.6L | 9 | 6703 |
| 1600 (R16) Cylinder Block | 59 | BOLT - breather tube | 00111-57510 | 1.6L | 1 | |
| 1600 (R16) Cylinder Block | 75 | BOLT TO FIX OIL PAN | 00111-41610 | 1.6L | 20 | 6702 |
| 1600 (R16) Cylinder Block | 76 | BOLT TO FIX OIL PAN | 08120-61610 | 1.6L | 15 | 6703 |
| 1600 (R16) Cylinder Block | 77 | BOLT TO FIX OIL PAN | 00111-42210 | 1.6L | 2 | 6702 |
| 1600 (R16) Cylinder Block | 78 | BOLT TO FIX OIL PAN | 08120-62210 | 1.6L | 3 | 6703 |
| 1600 (R16) Cylinder Head | 6 | BOLT H14X1, 5X20L | 08114-42010 | 1.6L | 1 | |
| 1600 (R16) Cylinder Head | 23 | BOLT-CYLINDER HEAD | 11056-78200 | 1.6L | 9 | |
| 1600 (R16) Cylinder Head | 24 | BOLT-CYLINDER HEAD | 11056-78200 | 1.6L | 9 | 6703 |
| 1600 (R16) Cylinder Head | 26 | BOLT-CYLINDER HEAD | 11057-32200 | 1.6L | 1 | 6702 |
| 1600 (R16) Cylinder Head | 27 | BOLT-CYLINDER HEAD | 11057-78200 | 1.6L | 1 | 6703 |
| 1600 (R16) Cylinder Head | 75 | BOLT TO FIX ELBOW TO CYLINDER HEAD | 15037-09400 | 1.6L | 3 | |
| 1600 (R16) Cylinder Head | 76 | BOLT-STUD | 11050-14602 | 1.6L | 2 | 6702 |
| 1600 (R16) Cylinder Head | 77 | BOLT-STUD | 11050-14602 | 1.6L | 2 | 6702 |
| 1600 (R16) Cylinder Head | 78 | BOLT-STUD | 11050-14603 | 1.6L | 2 | 6703 |
| 1600 (R16) Cylinder Head | 79 | BOLT-STUD | 11050-14700 | SPLU | 2 | 6710 |
| 1600 (R16) Cylinder Head | 80 | BOLT | 00114-41410 | 1.6L | 2 | 6702 |
| 1600 (R16) Cylinder Head | 81 | BOLT | 08120-61410 | 1.6L | 2 | 6703 |
| 1600 (R16) Camshaft & Valve Train | 6 | SCREW-SET (BOLT) | 00111-41800 | 1.6L | 2 | 6702 |
| 1600 (R16) Camshaft & Valve Train | 7 | SCREW-SET (BOLT) | 08120-61810 | 1.6L | 2 | 6703 |
| 1600 (R16) Camshaft & Valve Train | 15 | BOLT-CAMSHAFT GEAR | 13082-08000 | 1.6L | 1 | 6702 |
| 1600 (R16) Camshaft & Valve Train | 16 | BOLT-CAMSHAFT GEAR | 13012-78200 | 1.6L | 1 | 6703 |
| 1600 (R16) Camshaft & Valve Train | 23 | SET-SCREW, CHAIN TENSIONER (BOLT) | 00111-43800 | 1.6L | 2 | 6702 |
| 1600 (R16) Camshaft & Valve Train | 24 | SET-SCREW, CHAIN TENSIONER (BOLT) | 08120-64010 | 1.6L | 2 | 6703 |
| 1600 (R16) Camshaft & Valve Train | 53 | SCREW-SET, ROCKER SHAFT | 13226-58000 | 1.6L | 1 | 6702 |
| 1600 (R16) Camshaft & Valve Train | 54 | SCREW-SET, ROCKER SHAFT | 13226-78200 | 1.6L | 1 | 6703 |
| 1600 (R16) Camshaft & Valve Train | 62 | SCREW-ADJUST, VALVE ROCKER | 13287-58000 | 1.6L | 8 | 6702 |
| 1600 (R16) Camshaft & Valve Train | 63 | SCREW-ADJUST, VALVE ROCKER | 13234-78200 | 1.6L | 8 | 6703 |
| 1600 (R16) Manifold | 19 | BOLT - exhaust manifold | 00121-53500 | 1.6L | 4 | |
| 1600 (R16) Manifold | 29 | BOLT-SUPPORT TO INSULATOR | 00114-51610 | 1.6L | 2 | |
| 1600 (R16) Manifold | 30 | BOLT-SUPPORT TO INSULATOR | 08120-8161A | 1.6L | 2 | |
| 1600 (R16) Manifold | 34 | BOLT TO FIX HEAT SHIELD PLATE - old style rubber insulator | 00111-51410 | 1.6L | 4 | |
| 1600 (R16) Manifold | 53 | SCREW TO FIX WATER TUBE CLAMP | 00344-00810 | 1.6L | 4 | |
| 1600 (R16) Manifold | 72 | SCREW-THROTTLE ADJUST | 16379-14601 | 1.6L | 1 | |
| 1600 (R16) Manifold | 73 | SCREW-THROTTLE ADJUST | 16379-14601 | 1.6L | 1 | |
| 1600 (R16) Manifold | 74 | SCREW | 00369-01210 | 1.6L | 4 | |
| 1600 (R16) Manifold | 78 | SCREW | 00111-41210 | 1.6L | 2 | |
| 1600 (R16) Oil Pump & Strainer | 18 | BOLT-COVER TO STRAINER | 00111-41410 | 1.6L | 5 | 6702 |
| 1600 (R16) Oil Pump & Strainer | 19 | BOLT-COVER TO STRAINER | 08120-61410 | 1.6L | 5 | 6703 |
| 1600 (R16) Oil Pump & Strainer | 25 | BOLT-HEX TO FIX OIL PUMP TO CYLINDER BLOCK | 00111-52510 | 1.6L | 2 | 6702 |
| 1600 (R16) Oil Pump & Strainer | 26 | BOLT-HEX M8 TO FIX OIL PUMP TO CYLINDER BLOCK | 08120-82210 | 1.6L | 2 | 6703 |
| 1600 (R16) Piston & Crankshaft | 25 | BOLT-CONNECTING ROD | 12109-E0711 | 1.6L | 8 | |
| 1600 (R16) Piston & Crankshaft | 26 | BOLT-CONNECTING ROD | 12109-E0711 | 1.6L | 8 | |
| 1600 (R16) Piston & Crankshaft | 27 | BOLT-CONNECTING ROD | 12109-E0711 | 1.6L | 8 | |
| 1600 (R16) Piston & Crankshaft | 28 | BOLT-CONNECTING ROD | 12109-E0711 | 1.6L | 8 | |
| 1600 (R16) Piston & Crankshaft | 29 | BOLT-CONNECTING ROD | 12109-E0711 | 1.6L | 8 | |
| 1600 (R16) Piston & Crankshaft | 78 | NUT-STARTING NOT FOR CRANK HANDLE | 12309-12200 | 1.6L | 1 | |
| 1600 (R16) Piston & Crankshaft | 78 | NUT (bolt)-STARTING NOT FOR CRANK HANDLE | 12309-12200 | 1.6L | 1 | |
| 1600 (R16) Piston & Crankshaft | 83 | BOLT - flywheel | 00134-62510 | 1.6L | 6 | |
| 1600 (R16) Water Pump & Fan | 19 | BOLT-HEX M6 | 08130-61610 | SPLU | 4 | 6710 |
| 1600 (R16) Water Pump & Fan | 21 | BOLT BEARING | 21040-25600 | SPLU | 1 | 6710 |
| 1600 (R16) Water Pump & Fan | 46 | SCREW MACHINE - water pump back plate | 21012-01300 | 1.6L | 2 | |
| 1600 (R16) Water Pump & Fan | 51 | BOLT TO FIX WATER PUMP | 00111-56010 | 1.6L | 2 | |
| 1600 (R16) Water Pump & Fan | 61 | BOLT | 00114-42210 | 1.6L | 2 | |
| 1600 (R16) Air Cleaner | 12 | BOLT TO FIX CARBURETOR TO AIR CLEANER | 00114-51610 | 1.6L | 4 | |
| Heater | 70 | BOLT-HEXAGON - to mount heater and fan box | 00114-41810 | ALL | 7 | |
| Heater | 73 | SCREW-PAN, VALVE | 00414-01210 | ALL | 4 | |
| Heater | 76 | SCREW-HEXAGON, LEVER | 00369-01210 | ALL | 2 | |
| Heater | 86 | BOLT - fan motor | B7010-12905 | ALL | 3 | |
| Wiper | 27 | BOLT | 00114-42510 | ALL | 4 | |
| Starter | 78 | BOLT TO FIX STARTER TO MOTOR | 00124-63510 | 1.6L | 2 | |
| Map light | 9 | SCREW-MACHINE | 00334-01210 | ALL | 2 | 6709 |
| Alternator | 63 | BOLT-ALTERNATOR TO BRACKET FIX | 23139-12900 | 1.6L | 1 | 6702 |

| | | | | |
|-----------------|----------------------------------------|-------------|-----------------|--------|
| Alternator | 74 BOLT-BRACKET TO CYLINDER BLOCK | 00134-62510 | 1.6L | 3 6702 |
| Headlight | 13 SCREW | 26022-04100 | ALL | 2 |
| Engine mounting | 7 BOLT TO FIX BRACKET | 00114-62810 | ALL | 4 |
| Engine mounting | 9 BOLT TO FIX MOUNTING | 00114-52210 | ALL | 4 |
| Engine mounting | 16 BOLT-MTG, REAR | 08111-22210 | 1.6L | 2 |
| Engine mounting | 21 BOLT-TO FIX MOUNTING TO BRACKET | 00114-62210 | ALL | 2 |
| Engine mounting | 24 BOLT-TO FIX SUPPORT TO CROSS MEMBER | 00114-52210 | ALL | 8 |
| Fuel | 16 SCREW-GAUGE | 00310-81210 | ALL (EXC EVAPO) | 5 6709 |
| Fuel | 35 SCREW - vent tube connector | 00314-01210 | ALL (EXC EVAPO) | 2 |
| Fuel | 42 BOLT - strap front | 00114-51810 | ALL (EXC EVAPO) | 2 |
| Fuel | 47 BOLT-BAND, GAS TANK - J bolt | 17425-14600 | ALL (EXC EVAPO) | 2 |

List of Bolts and Screws for 66-67

| Section | key # | | Part # | Qty | To | From |
|-----------------------------------|-------|------------------------------------------------------------|-------------|--------|----|------|
| Trunk Lid | | screw inspection cover | ? | 4 | | |
| 1600 (R16) Cylinder Block | 51 | BOLT-FIX TIMING CHAIN COVER | 00111-41010 | 1.6L | 9 | 6702 |
| 1600 (R16) Manifold | 78 | SCREW | 00111-41210 | 1.6L | 2 | |
| 1600 (R16) Oil Pump & Strainer | 18 | BOLT-COVER TO STRAINER | 00111-41410 | 1.6L | 5 | 6702 |
| 1600 (R16) Cylinder Block | 75 | BOLT TO FIX OIL PAN | 00111-41610 | 1.6L | 20 | 6702 |
| 1600 (R16) Camshaft & Valve Train | 6 | SCREW-SET (BOLT) | 00111-41800 | 1.6L | 2 | 6702 |
| Heater | 70 | BOLT-HEXAGON - to mount heater and fan box | 00114-41810 | ALL | 7 | |
| 1600 (R16) Cylinder Block | 77 | BOLT TO FIX OIL PAN | 00111-42210 | 1.6L | 2 | 6702 |
| 1600 (R16) Camshaft & Valve Train | 23 | SET-SCREW, CHAIN TENSIONER (BOLT) | 00111-43800 | 1.6L | 2 | 6702 |
| 1600 (R16) Manifold | 34 | BOLT TO FIX HEAT SHIELD PLATE - old style rubber insulator | 00111-51410 | 1.6L | 4 | |
| Brake piping | 51 | BOLT-differential connector | 00111-51610 | ALL | 1 | |
| 1600 Transmission Case (4-Speed) | 89 | BOLT TO FIX TRANSMISSION (INCH) | 00111-52510 | 1.6L | 2 | |
| 1600 Transmission | 10 | BOLT TRANSMISSION CASE TO ENGINE PLATE | 00111-52510 | 1.6L | 2 | |
| 1600 (R16) Oil Pump & Strainer | 25 | BOLT-HEX TO FIX OIL PUMP TO CYLINDER BLOCK | 00111-52510 | 1.6L | 2 | 6702 |
| Brake piping | 63 | BOLT TO FIX CONNECTOR-front | 00111-52510 | ALL | 2 | |
| 1600 (R16) Water Pump & Fan | 51 | BOLT TO FIX WATER PUMP | 00111-56010 | 1.6L | 2 | |
| 1600 (R16) Cylinder Block | 59 | BOLT - breather tube | 00111-57510 | 1.6L | 1 | |
| Instrument & Console - Panel | 14 | BOLT TO FIX INSTRUMENT (SEE FIG 23) | 00114-41210 | ALL | 4 | |
| Hood Lock Control | 23 | BOLT TO FIX GUIDE PLATE | 00114-41210 | ALL | 2 | |
| Hood Lock Control | 38 | BOLT TO FIX MALE | 00114-41210 | ALL | 2 | |
| 1600 (R16) Cylinder Head | 80 | BOLT | 00114-41410 | 1.6L | 2 | 6702 |
| Instrument & Console - Panel | 34 | BOLT TO FIX CONSOLE PANEL, UPPER | 00114-41410 | ALL | 3 | |
| Instrument & Console - Panel | 51 | BOLT TO FIX SIDE CONSOLE PANEL | 00114-41810 | ALL | 6 | |
| Fender | 20 | BOLT-bottom | 00114-41810 | ALL | 2 | |
| Door | 126 | BOLT-hinge | 00114-41810 | ALL | 32 | |
| Sway bar | 22 | BOLT-sway bar | 00114-41810 | ALL | 4 | |
| 1600 (R16) Water Pump & Fan | 61 | BOLT | 00114-42210 | 1.6L | 2 | |
| Instrument & Console - Fitting | 34 | BOLT TO FIX CONTROL LEVER | 00114-42210 | ALL | 2 | |
| Instrument & Console - Panel | 102 | BOLT TO FIX CLAMP | 00114-42510 | ALL | 2 | |
| Steering gear | 101 | BOLT-CLAMP-U clamp at dash | 00114-42510 | ALL | 2 | |
| Wiper | 27 | BOLT | 00114-42510 | ALL | 4 | |
| Brake piping | 13 | BOLT TO ATTACH 5-WAY CONNECTOR | 00114-43010 | ALL | 1 | |
| 1600 (R16) Air Cleaner | 12 | BOLT TO FIX CARBURETOR TO AIR CLEANER | 00114-51610 | 1.6L | 4 | |
| 1600 (R16) Manifold | 29 | BOLT-SUPPORT TO INSULATOR | 00114-51610 | 1.6L | 2 | |
| Hand brake control | 17 | BOLT | 00114-51610 | ALL | 2 | |
| Hood | 73 | BOLT TO FIX HINGE TO HOOD | 00114-51610 | ALL | 4 | |
| Rear Outside | 67 | BOLT TO FIX OVERRIDER | 00114-51610 | ALL | 4 | |
| Fender | 18 | BOLT-side | 00114-51610 | ALL | 4 | |
| Fuel | 42 | BOLT - strap front | 00114-51810 | ALL (E | 2 | |
| Trunk Lid | 25 | BOLT-hinge | 00114-51810 | ALL | 4 | |
| Engine mounting | 9 | BOLT TO FIX MOUNTING | 00114-52210 | ALL | 4 | |
| Engine mounting | 24 | BOLT-TO FIX SUPPORT TO CROSS MEMBER | 00114-52210 | ALL | 8 | |
| 1600 Transmission Case (4-Speed) | 19 | BOLT TO FIX FRONT COVER | 00114-52210 | 1.6L | 3 | |
| 1600 Transmission Case (4-Speed) | 47 | BOLT TO FIX BEARING RETAINER (INCH) | 00114-52810 | 1.6L | 4 | |
| 1600 Transmission Case (4-Speed) | 57 | BOLT TO FIX BOTTOM COVER (INCH) | 00114-52810 | 1.6L | 14 | |
| 1600 Transmission Case (4-Speed) | 38 | BOLT TO FIX REAR EXTENSION | 00114-53010 | 1.6L | 4 | |
| Windshield | 24 | BOLT | 00114-53010 | ALL | 4 | |
| 1600 Transmission Case (4-Speed) | 18 | BOLT TO FIX FRONT COVER | 00114-53510 | 1.6L | 2 | |
| 1600 Transmission Case (4-Speed) | 39 | BOLT TO FIX REAR EXTENSION (INCH) | 00114-54510 | 1.6L | 4 | |
| Engine mounting | 21 | BOLT-TO FIX MOUNTING TO BRACKET | 00114-62210 | ALL | 2 | |
| Rear Outside | 62 | BOLT TO FIX STAY TO FRAME | 00114-62510 | ALL | 5 | |
| Body Front Outside | 24 | BOLT-bracket to frame | 00114-62510 | ALL | 4 | |
| Engine mounting | 7 | BOLT TO FIX BRACKET | 00114-62810 | ALL | 4 | |
| Frame | 24 | BOLT-BRACKET-REAR SPRING | 00114-62810 | ALL | 6 | |
| 1600 (R16) Manifold | 19 | BOLT - exhaust manifold | 00121-53500 | 1.6L | 4 | |
| Front suspension A arms | 14 | BOLT-upper ball joint | 00124-51610 | ALL | 8 | |
| Steering gear | 31 | BOLT TO FIX FRONT COVER | 00124-51810 | ALL | 2 | |
| Steering gear | 39 | BOLT TO FIX REAR COVER | 00124-51810 | ALL | 2 | |
| Hand brake linkage | 13 | BOLT-pull handle | 00124-51810 | ALL | 4 | |

| | | | | | | |
|----------------------------------|-----|----------------------------------------------------------------|-------------|--------|----|------|
| Hand brake linkage | 30 | BOLT-pivot mount | 00124-52010 | ALL | 2 | |
| Clutch | 40 | BOLT - pressure plate | 00124-52210 | 1.6L | 6 | |
| Drive shaft | 26 | BOLT TO FIX PROPELLER SHAFT TO COMPANION FLANGE | 00124-52510 | ALL | 4 | |
| Steering gear | 14 | BOLT-top cover | 00124-52510 | ALL | 2 | |
| Steering gear | 51 | BOLT-U joint | 00124-53010 | ALL | 2 | |
| Steering gear | 15 | BOLT-top cover | 00124-53510 | ALL | 2 | |
| Front suspension A arms | 25 | BOLT-lower ball joint | 00124-55510 | ALL | 8 | |
| Rear Outside | 58 | BOLT TO FIX BUMPER TO STAY | 00124-62010 | ALL | 3 | |
| Body Front Outside | 21 | BOLT TO FIX STAY TO BUMPER | 00124-62010 | ALL | 4 | |
| Steering gear | 92 | BOLT TO FIX STEERING GEAR-box to frame | 00124-63510 | ALL | 3 | |
| Idler box | 29 | BOLT-box to frame | 00124-63510 | ALL | 3 | |
| 1600 Transmission Case (4-Speed) | 87 | BOLT TO FIX TRANSMISSION (INCH) | 00131-66010 | 1.6L | 4 | |
| 1600 Transmission | 8 | BOLT TRANSMISSION TO ENGINE - inch | 00131-66010 | 1.6L | 4 | |
| 1600 (R16) Cylinder Block | 4 | BOLT TO FIX BEARING CAP | 00131-88010 | 1.6L | 6 | 6702 |
| Alternator | 74 | BOLT-BRACKET TO CYLINDER BLOCK | 00134-62510 | 1.6L | 3 | 6702 |
| 1600 (R16) Piston & Crankshaft | 83 | BOLT - flywheel | 00134-62510 | 1.6L | 6 | |
| Front hub | 23 | BOLT-short bolt | 00134-63210 | ALL | 4 | |
| Front hub | 22 | BOLT-long bolt | 00134-65010 | ALL | 4 | |
| Instrument & Console - Panel | 70 | SCREW | 00310-60610 | ALL | 2 | |
| Steering Wheel - cover | 32 | SCREW | 00310-61612 | ALL | 2 | |
| Instrument & Console - Fitting | 46 | SCREW | 00310-80812 | ALL | 2 | |
| Fuel | 16 | SCREW-GAUGE | 00310-81210 | ALL (E | 5 | 6709 |
| Trunk Lid | 20 | SCREW-handle | 00314-00610 | ALL | 3 | |
| Hand brake linkage | 47 | SCREW | 00314-01010 | ALL | 2 | |
| Door lock & window regulator | 82 | SCREW-door handle | 00314-01010 | ALL | 2 | |
| Body Front Outside | 14 | SCREW TO FIX RADIATOR GRILLE | 00314-01210 | ALL | 5 | |
| Body Front Outside | 10 | SCREW-grille | 00314-01210 | ALL | 10 | |
| Fuel | 35 | SCREW - vent tube connector | 00314-01210 | ALL (E | 2 | |
| Instrument & Console - Panel | 53 | SCREW TO FIX LEFT CONSOLE PANEL | 00314-01210 | ALL | 2 | |
| Instrument & Console - Fitting | 42 | SCREW TO FIX WIRE CONTROL | 00314-01210 | ALL | 2 | |
| Door | 135 | SCREW-door pull | 00314-01220 | ALL | 4 | |
| Instrument & Console - Fitting | 66 | SCREW TO FIX INSTRUMENT PAD | 00314-01610 | ALL | 7 | |
| Instrument & Console - Fitting | 68 | SCREW TO FIX INSTRUMENT PAD | 00314-01610 | ALL | 6 | |
| Instrument & Console - Panel | 66 | SCREW TO FIX INSTRUMENT PAD | 00314-01610 | ALL | 7 | |
| Trunk Lid | 5 | SCREW TO FIX TRUNK LID LOCK | 00314-01610 | ALL | 4 | |
| Instrument & Console - Fitting | 104 | SCREW TO FIX CYLINDER LOCK | 00314-41214 | ALL | 2 | |
| Door | 72 | SCREW TO FIX SASH REAR | 00314-41214 | ALL | 4 | |
| Fender | 15 | SCREW-truss head | 00314-41214 | ALL | 22 | |
| Door lock & window regulator | 70 | SCREW TO FIX REGULATOR-truss head | 00314-41214 | ALL | 8 | |
| Door | 116 | SCREW TO FIX STOPPER & GUIDE RAIL-bottom door stop-truss head | 00314-41214 | ALL | 4 | |
| Door | 121 | SCREW TO FIX STOPPER ANGLE-stop on bottom of window-truss head | 00314-41214 | ALL | 2 | |
| Door | 81 | SCREW TO FIX VENTILATOR-truss head | 00314-41214 | ALL | 6 | |
| Door | 90 | SCREW-window roller guide-truss head | 00314-41214 | ALL | 2 | |
| Trunk Lid | 9 | SCREW TO FIX STRIKER | 00314-41610 | ALL | 2 | |
| Instrument & Console - Fitting | 22 | SCREW TO FIX REAR MOULDING | 00320-61210 | ALL | 4 | |
| Windshield | 23 | SCREW-center rod & sides (?) | 00320-81212 | ALL | 10 | |
| Door | 144 | SCREW TO ATTACH COVER | 00324-01012 | ALL | 2 | 6703 |
| Door lock & window regulator | 43 | SCREW TO FIX LOCK TO DOOR | 00324-01212 | ALL | 6 | |
| Rear axle | 36 | SCREW-drum screw | 00324-41412 | ALL | 4 | |
| Door lock & window regulator | 64 | SCREW TO FIX STRIKER | 00324-43012 | ALL | 6 | |
| Instrument & Console - Fitting | 90 | SCREW-MAIN | 00324-52012 | SPL | 1 | |
| Door | 48 | BOLT-ROUND HEAD - vent hinge | 00334-01012 | ALL | 2 | |
| Instrument & Console - Fitting | 63 | SCREW TO FIX INSTRUMENT PAD | 00334-01210 | ALL | 7 | |
| Instrument & Console - Fitting | 64 | SCREW TO FIX INSTRUMENT PAD | 00334-01210 | ALL | 7 | |
| Map light | 9 | SCREW-MACHINE | 00334-01210 | ALL | 2 | 6709 |
| Instrument & Console - Fitting | 106 | SCREW | 00334-01420 | ALL | 4 | |
| Instrument & Console - Fitting | 20 | SCREW TO FIX FRONT MOULDING LH | 00340-61210 | ALL | 3 | |
| Instrument & Console - Panel | 87 | SCREW TO FIX LOCK | 00344-00810 | ALL | 2 | |
| 1600 (R16) Manifold | 53 | SCREW TO FIX WATER TUBE CLAMP | 00344-00810 | 1.6L | 4 | |
| Door lock & window regulator | 45 | SCREW TO FIX REMOTE CONTROL TO DOOR | 00344-00810 | ALL | 6 | |

| | | | | | | |
|-----------------------------------|-----|-----------------------------------------------|-------------|------|----|------|
| Sway bar | 18 | SCREW-sway bar | 00369-00810 | ALL | 2 | |
| 1600 (R16) Manifold | 74 | SCREW | 00369-01210 | 1.6L | 4 | |
| Heater | 76 | SCREW-HEXAGON, LEVER | 00369-01210 | ALL | 2 | |
| Steering gear | 84 | BOLT TO FIX JACKET TO DASH BOARD-tube | 00369-41610 | ALL | 4 | |
| Sway bar | 12 | SCREW-shock mount | 00369-41610 | ALL | 6 | |
| Heater | 73 | SCREW-PAN, VALVE | 00414-01210 | ALL | 4 | |
| Instrument & Console - Fitting | 49 | SCREW | 00510-81010 | ALL | 2 | |
| Instrument & Console - Panel | 63 | SCREW TO FIX GLOVE BOX & HINGE | 00514-01310 | ALL | 4 | |
| Instrument & Console - Fitting | 89 | SCREW-MAIN | 00524-41620 | SP | 1 | |
| Body Front Outside | 40 | SCREW TO FIX HEAD LAMP RIM | 00530-61020 | ALL | 2 | |
| Floor trimming | 146 | SCREW | 00530-61620 | ALL | 8 | |
| Cowl | 25 | SCREW TO FIX COWL TOP GRILLE | 00530-61620 | ALL | 6 | |
| Hand brake control | 35 | SCREW-snap | 00530-61620 | ALL | 4 | |
| Rear brake | 43 | NUT | 00911-14410 | ALL | 4 | |
| Hand brake linkage | 49 | NUT-SQUARE | 00913-14010 | ALL | 2 | |
| 1600 Transmission Case (4-Speed) | 85 | BOLT | 08110-6121A | 1.6L | 1 | |
| 1600 Transmission Case (4-Speed) | 59 | BOLT TO FIX BOTTOM COVER (METRIC) | 08110-81610 | 1.6L | 14 | |
| 1600 Transmission Case (4-Speed) | 22 | BOLT HEX TO FIX FRONT COVER (METRIC) | 08110-8351A | 1.6L | 3 | |
| Engine mounting | 16 | BOLT-MTG, REAR | 08111-22210 | 1.6L | 2 | |
| 1600 (R16) Cylinder Head | 6 | BOLT H14X1, 5X20L | 08114-42010 | 1.6L | 1 | |
| 1600 (R16) Cylinder Head | 81 | BOLT | 08120-61410 | 1.6L | 2 | 6703 |
| 1600 (R16) Oil Pump & Strainer | 19 | BOLT-COVER TO STRAINER | 08120-61410 | 1.6L | 5 | 6703 |
| 1600 (R16) Cylinder Block | 76 | BOLT TO FIX OIL PAN | 08120-61610 | 1.6L | 15 | 6703 |
| 1600 (R16) Camshaft & Valve Train | 7 | SCREW-SET (BOLT) | 08120-61810 | 1.6L | 2 | 6703 |
| 1600 (R16) Cylinder Block | 78 | BOLT TO FIX OIL PAN | 08120-62210 | 1.6L | 3 | 6703 |
| 1600 (R16) Camshaft & Valve Train | 24 | SET-SCREW, CHAIN TENSIONER (BOLT) | 08120-64010 | 1.6L | 2 | 6703 |
| 1600 (R16) Manifold | 30 | BOLT-SUPPORT TO INSULATOR | 08120-8161A | 1.6L | 2 | |
| 1600 (R16) Oil Pump & Strainer | 26 | BOLT-HEX M8 TO FIX OIL PUMP TO CYLINDER BLOCK | 08120-82210 | 1.6L | 2 | 6703 |
| 1600 Transmission Case (4-Speed) | 41 | BOLT HEX TO FIX REAR EXTENSION (METRIC) | 08120-8321A | 1.6L | 4 | |
| 1600 (R16) Cylinder Block | 53 | BOLT-FIX TIMING CHAIN COVER | 08120-84010 | 1.6L | 9 | 6703 |
| 1600 Transmission Case (4-Speed) | 42 | BOLT HEX TO FIX REAR EXTENSION (METRIC) | 08120-84510 | 1.6L | 4 | |
| 1600 (R16) Cylinder Block | 52 | BOLT-FIX TIMING CHAIN COVER | 08120-84510 | 1.6L | 9 | 6703 |
| 1600 (R16) Water Pump & Fan | 19 | BOLT-HEX M6 | 08130-61610 | SPLU | 4 | 6710 |
| 1600 Transmission Case (4-Speed) | 92 | BOLT TO FIX TRANSMISSION (METRIC) | 08171-0601A | 1.6L | 4 | |
| Body Front Outside | 41 | SCREW TO FIX HEAD LAMP RIM | 08510-70812 | ALL | 2 | |
| Windshield | 41 | SCREW- weatherstrip retainer | 08510-70812 | ALL | 2 | |
| Instrument & Console - Fitting | 18 | SCREW TO FIX FRONT MOULDING RH | 08510-71012 | ALL | 3 | |
| Door | 169 | SCREW TO FIX KICKING PLATE | 08510-71012 | ALL | 10 | |
| Door | 170 | SCREW TO FIX KICKING PLATE | 08510-71012 | ALL | 6 | |
| Floor trimming | 32 | SCREW TO FIX KICKING PLATE | 08513-30812 | ALL | 10 | |
| Floor trimming | 30 | SCREW TO FIX SCUFF PLATE | 08530-71010 | ALL | 18 | |
| 1600 (R16) Cylinder Head | 76 | BOLT-STUD | 11050-14602 | 1.6L | 2 | 6702 |
| 1600 (R16) Cylinder Head | 77 | BOLT-STUD | 11050-14602 | 1.6L | 2 | 6702 |
| 1600 (R16) Cylinder Head | 78 | BOLT-STUD | 11050-14603 | 1.6L | 2 | 6703 |
| 1600 (R16) Cylinder Head | 79 | BOLT-STUD | 11050-14700 | SPLU | 2 | 6710 |
| 1600 (R16) Cylinder Head | 23 | BOLT-CYLINDER HEAD | 11056-78200 | 1.6L | 9 | |
| 1600 (R16) Cylinder Head | 24 | BOLT-CYLINDER HEAD | 11056-78200 | 1.6L | 9 | 6703 |
| 1600 (R16) Cylinder Head | 26 | BOLT-CYLINDER HEAD | 11057-32200 | 1.6L | 1 | 6702 |
| 1600 (R16) Cylinder Head | 27 | BOLT-CYLINDER HEAD | 11057-78200 | 1.6L | 1 | 6703 |
| 1600 (R16) Piston & Crankshaft | 28 | BOLT-CONNECTING ROD | 12109-E0711 | 1.6L | 8 | |
| 1600 (R16) Piston & Crankshaft | 29 | BOLT-CONNECTING ROD | 12109-E0711 | 1.6L | 8 | |
| 1600 (R16) Piston & Crankshaft | 25 | BOLT-CONNECTING ROD | 12109-E0711 | 1.6L | 8 | |
| 1600 (R16) Piston & Crankshaft | 26 | BOLT-CONNECTING ROD | 12109-E0711 | 1.6L | 8 | |
| 1600 (R16) Piston & Crankshaft | 27 | BOLT-CONNECTING ROD | 12109-E0711 | 1.6L | 8 | |
| 1600 (R16) Cylinder Block | 6 | BOLT TO FIX BEARING CAP | 12293-P0500 | 1.6L | 6 | 6703 |
| 1600 (R16) Cylinder Block | 5 | BOLT TO FIX BEARING CAP | 12294-78200 | 1.6L | 6 | 6703 |
| 1600 (R16) Piston & Crankshaft | 78 | NUT (bolt)-STARTING NOT FOR CRANK HANDLE | 12309-12200 | 1.6L | 1 | |
| 1600 (R16) Piston & Crankshaft | 78 | NUT-STARTING NOT FOR CRANK HANDLE | 12309-12200 | 1.6L | 1 | |
| Starter | 78 | BOLT TO FIX STARTER TO MOTOR | 00124-63510 | 1.6L | 2 | |
| 1600 (R16) Camshaft & Valve Train | 16 | BOLT-CAMSHAFT GEAR | 13012-78200 | 1.6L | 1 | 6703 |

| | | | | | | |
|-----------------------------------|-----|---------------------------------------------|-------------|--------|----|------|
| 1600 (R16) Camshaft & Valve Train | 15 | BOLT-CAMSHAFT GEAR | 13082-08000 | 1.6L | 1 | 6702 |
| 1600 (R16) Camshaft & Valve Train | 53 | SCREW-SET, ROCKER SHAFT | 13226-58000 | 1.6L | 1 | 6702 |
| 1600 (R16) Camshaft & Valve Train | 54 | SCREW-SET, ROCKER SHAFT | 13226-78200 | 1.6L | 1 | 6703 |
| 1600 (R16) Camshaft & Valve Train | 63 | SCREW-ADJUST, VALVE ROCKER | 13234-78200 | 1.6L | 8 | 6703 |
| 1600 (R16) Camshaft & Valve Train | 62 | SCREW-ADJUST, VALVE ROCKER | 13287-58000 | 1.6L | 8 | 6702 |
| 1600 (R16) Cylinder Block | 54 | BOLT-FIX TIMING CHAIN COVER | 13541-66600 | 1.6L | 9 | 6703 |
| 1600 (R16) Cylinder Head | 75 | BOLT TO FIX ELBOW TO CYLINDER HEAD | 15037-09400 | 1.6L | 3 | |
| 1600 (R16) Manifold | 72 | SCREW-THROTTLE ADJUST | 16379-14601 | 1.6L | 1 | |
| 1600 (R16) Manifold | 73 | SCREW-THROTTLE ADJUST | 16379-14601 | 1.6L | 1 | |
| Fuel | 47 | BOLT-BAND, GAS TANK - J bolt | 17425-14600 | ALL (E | 2 | |
| 1600 (R16) Water Pump & Fan | 46 | SCREW MACHINE - water pump back plate | 21012-01300 | 1.6L | 2 | |
| 1600 (R16) Water Pump & Fan | 21 | BOLT BEARING | 21040-25600 | SPLU | 1 | 6710 |
| Alternator | 63 | BOLT-ALTERNATOR TO BRACKET FIX | 23139-12900 | 1.6L | 1 | 6702 |
| Headlight | 13 | SCREW | 26022-04100 | ALL | 2 | |
| 1600 Transmission Case (4-Speed) | 23 | BOLT HEX TO FIX FRONT COVER (METRIC) | 32055-47600 | 1.6L | 2 | |
| 1600 Transmission Case (4-Speed) | 94 | BOLT M8 X 1.25 TO FIX TRANSMISSION (METRIC) | 32055-47600 | 1.6L | 2 | |
| 1600 Transmission Case (4-Speed) | 49 | BOLT TO FIX BEARING RETAINER (METRIC) | 32055-47600 | 1.6L | 4 | |
| 1600 Transmission Case (4-Speed) | 50 | BOLT TO FIX BEARING RETAINER (METRIC) | 32055-47600 | 1.6L | 4 | |
| Hand brake control | 12 | PIN-PAWL | 36339-04100 | ALL | 1 | |
| Hand brake linkage | 3 | PIN-CLEVIS | 36428-04100 | ALL | 2 | |
| Hand brake linkage | 16 | PIN-CLEVIS | 36428-04100 | ALL | 1 | |
| Hand brake linkage | 43 | PIN-CLEVIS | 36538-30000 | ALL | 2 | |
| Hand brake linkage | 22 | PIN-CLEVIS | 36541-24000 | ALL | 2 | |
| Hand brake linkage | 23 | PIN-CLEVIS | 36541-24000 | ALL | 2 | |
| Hand brake linkage | 27 | PIN-CLEVIS | 36541-24000 | ALL | 1 | |
| Hand brake linkage | 41 | PIN-CLEVIS | 36541-24000 | ALL | 2 | |
| Differential | 37 | BOLT-DRIVE GEAR | 38102-01300 | ALL | 8 | |
| Rear axle | 31 | BOLT-HUB, ROAD WHEEL-lug nut bolt | 40221-04101 | 1.6L | 8 | |
| Front hub | 2 | BOLT-HUB, ROAD WHEEL-lug nut bolt | 40221-14600 | 1.6L | 8 | |
| Front hub | 10 | BOLT-HUB ROTOR FIX | 40225-14600 | ALL | 8 | |
| Front brake | 34 | BOLT-TO FIX CALIPER | 41005-14600 | ALL | 4 | |
| Front brake | 23 | BOLT-TO FIX KEEP PLATE-pad retainer | 41217-14600 | ALL | 2 | |
| Front brake | 26 | BOLT-TO FIX CYLINDER | 41218-14600 | ALL | 16 | |
| Rear axle | 28 | BOLT-FIXING, REAR BRAKE DISC-axle & seal | 43083-04101 | ALL | 8 | |
| Brake & clutch pedal | 17 | PIN CLEVIS, BRAKE & CLUTCH MASTER CYLINDER | 46123-73002 | 1.6L | 2 | |
| Brake & clutch pedal | 14 | PIN-FULCRUM, BRAKE & CLUTCH-shoulder bolt | 46460-04100 | ALL | 2 | |
| Steering gear | | SCREW-ROCKER SHAFT ADJUST | 48135-30800 | ALL | 1 | |
| Steering gear | | STUD-BUSHING, FRONT | 48206-30800 | ALL | 2 | |
| Front suspension A arms | 59 | BOLT-upper spindle | 54545-08700 | ALL | 4 | |
| Front suspension A arms | 37 | BOLT-SPINDLE-lower | 54554-32200 | ALL | 8 | |
| Rear suspension | 7 | BOLT-CENTER | 55057-10500 | ALL | 2 | |
| Rear suspension | 16 | ASSY-SHACKLE, REAR SPRING | 55220-04100 | ALL | 2 | |
| Rear suspension | 13 | PIN-REAR SPRING, FRONT-shoulder bolt | 55224-04100 | ALL | 2 | |
| Rear suspension | 22 | CLIP-REAR SPRING-U bolt | 55247-14700 | ALL | 4 | |
| Hand brake control | 34 | FASTENER-MALE-snap | 61224-35210 | ALL | 4 | |
| Hood | 69 | PIN-HOOD HINGE | 65409-04100 | ALL | 2 | |
| Door | 130 | RIVET-door stop | 82451-30000 | ALL | 2 | |
| Trunk Lid | 28 | PIN-HINGE, TRUNK LID | 84409-14601 | ALL | 2 | |
| Seat | 37 | BOLT - seat hinge | 86011-12901 | 1.6L | 2 | 6702 |
| Seat | 38 | BOLT - seat hinge | 86011-14600 | 1.6L | 2 | 6702 |
| Heater | 86 | BOLT - fan motor | B7010-12905 | ALL | 3 | |